

Wiley E-Text with Moodle

Pairing your E-Text

Wiley E-Texts (Powered by VitalSource®) can be integrated into your course LMS for a more immersive and engaging learning experience. This will create deep links to chapter level content allowing your students to have fast and easy access to quality, relevant and tailored education content at the point of learning – with everything they need in one place.

Step 1:

Before you can integrate please first check that the Wiley E-Text package has been imported into your course by your University Moodle team. The package will contain Wiley E-Text links which will be titled “Chapter 1” etc. and will appear in your course content area

Part 1: Introduction

 Part 1: Introduction

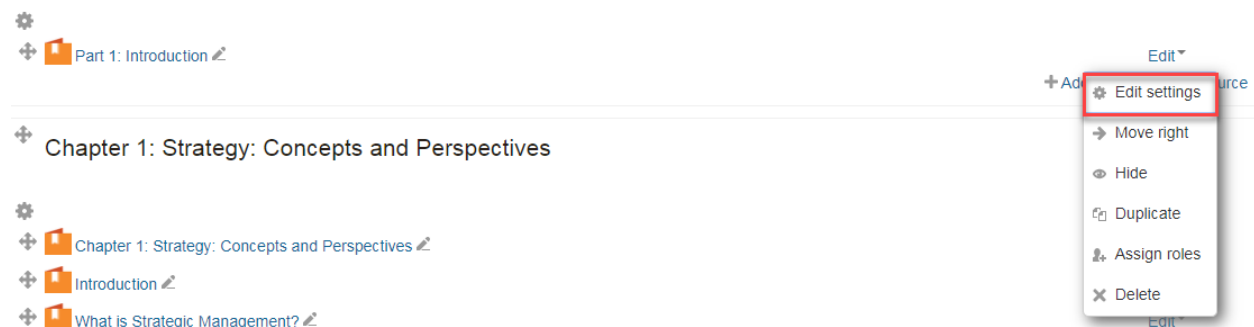
Chapter 1: Strategy: Concepts and Perspectives

-  Chapter 1: Strategy: Concepts and Perspectives
-  Introduction
-  What is Strategic Management?
-  Applying Strategy — The Formulation Process
-  Modern Strategic Management
-  Organisational Purpose
-  A Framework for Strategic Management
-  Types of Strategies
-  Strategy Implementation
-  Summary

Step 2:

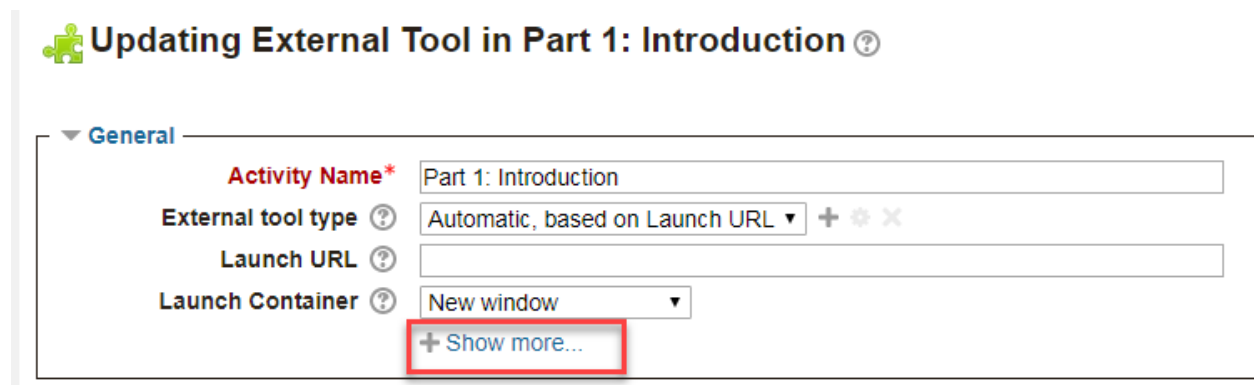
Once this is completed there is one more step to configure these links and make them available for your students. This is by adding the consumer key and shared secret to each link. The consumer key and shared secret is unique to your university and can be requested from your Wiley Sales Representative.

With editing mode turned on select *Edit* then *Edit Settings*



Step 3:

Depending on your Moodle version you may need to select *Show More*



Update the *External Tool Type* field to be *VitalSource* and select *Save and return to course*

Updating External Tool in Part 1: Introduction

General






Activity Name* Part 1: Introduction


Activity Description*


Display description on course page



Display activity name when launched


Display activity description when launched


External tool type   VitalSource eText   


Launch URL 


Secure Launch URL* 


Launch Container  New window 

Consumer Key* 

Shared Secret*  Unmask

Custom parameters* 
vbid=9780730305576
book_location=epubcfi/6/18%5B%3Bvnd.vst.idref%3Dp01%5D

Icon URL*  <http://www.wileydigitalsolutions.com.au/support/wp-content/uploads/sites/2/20>

Secure Icon URL*  <http://www.wileydigitalsolutions.com.au/support/wp-content/uploads/sites/2/20>

[Show less...](#)

[Privacy](#)

[Common module settings](#)

[Save and return to course](#) [Save and display](#) [Cancel](#)

Ensure that you complete this process for each E-Text Chapter link. Once completed the links will be available in your course for students to access.